

TriCoder Setup Menu

Start Setup



1st Wand "Start Setup" to Put Reader into Setup Mode
 2nd Wand Parameter to Change, (i.e. the Code 39 Bar Code Label)
 3rd Wand Labels From Barpad Table on Right (0-9,A-F) to Change Settings
 4th When All Parameters and Changes Have Been Wanded, Wand "End Setup"
 (For Pre/Postamble, EOF, and Dialing String Use Full ASCII Chart)

End Setup



Parameters In Common With All Models of TriCoder

<p>Code 3 of 9</p>  <ul style="list-style-type: none"> * 0) Enable Code 39 1) Disable Code 39 * 2) Enable Full ASCII 3) Disable Full ASCII * 4) Enable Accumulate Mode 5) Disable Accumulate Mode 6) Transmit Start/Stop * 7) Don't Transmit Start/Stop 8) Enable Mod 43 Check Character * 9) Disable Mod 43 Check Character A) Transmit Mod 43 Check Character * B) Don't Transmit Mod 43 Check Character C) Caps Lock ON * D) Caps Lock OFF 	<p>UPC and EAN</p>  <ul style="list-style-type: none"> * 0) Enable UPC/EAN 1) Disable UPC/EAN 2) Enable Supplements * 3) Disable Supplements * 4) Transmit UPC-A NSC 5) Don't Transmit UPC-A NSC * 6) Transmit UPC-A Check Digit 7) Don't Transmit UPC-A Check Digit 8) Transmit UPC-E NSC and EAN-8 Flag Ch * 9) Don't Transmit UPC-E NSC or EAN-8 Flag Ch A) Transmit UPC-E/EAN-8 Check Digit * B) Don't Transmit UPC-E/EAN-8 Check Digit * C) UPC-E Compressed Transmission D) UPC-E Expanded Transmission * E) EAN-8 observes 9 & A above F) EAN is forced to transmit 8 digits always 	<p>Barpad Table</p> <table border="0"> <tr> <td> 0</td> <td> 8</td> </tr> <tr> <td> 1</td> <td> 9</td> </tr> <tr> <td> 2</td> <td> A</td> </tr> <tr> <td> 3</td> <td> B</td> </tr> <tr> <td> 4</td> <td> C</td> </tr> <tr> <td> 5</td> <td> D</td> </tr> <tr> <td> 6</td> <td> E</td> </tr> <tr> <td> 7</td> <td> F</td> </tr> </table>	 0	 8	 1	 9	 2	 A	 3	 B	 4	 C	 5	 D	 6	 E	 7	 F
 0	 8																	
 1	 9																	
 2	 A																	
 3	 B																	
 4	 C																	
 5	 D																	
 6	 E																	
 7	 F																	
<p>2 of 5 Code</p>  <ul style="list-style-type: none"> 0) Enable 1 2of5 * 1) Disable 1 2of5 2) Enable Check Digit * 3) Disable Check Digit 4) Transmit Check Digit * 5) Don't Transmit Ck Dg 6) Enable 2 of 5 * 7) Disable 2 of 5 	<p>Codabar</p>  <ul style="list-style-type: none"> 0) Enable Codabar * 1) Disable Codabar 2) Enable CLSI Codabar * 3) Disable CLSI Codabar * 4) Suppress Start/Stop 5) Enable Start Stop 																	
<p>2 of 5 Length</p>  <p>Wand 2 Digit Length (Default is 06)</p>	<p>Code 128</p>  <ul style="list-style-type: none"> * 0) Disable 128 1) Enable 128 * 2) Disable UCC/EAN-128 3) Enable UCC/EAN-128 																	
<p>Code 93</p>  <ul style="list-style-type: none"> 0) Enable * 1) Disable * 2) Enable Full ASCII 3) Disable Full ASCII 	<p>MSI/Plessey</p>  <ul style="list-style-type: none"> * 0) Disable MSI 1) Enable 1 Mod 10 MSI 2) Enable 2 Mod 10 MSI 3) Enable Mod 11/Mod 10 * 4) Transmit No Check Digit 5) Transmit 1 Check Digit 6) Transmit 2 Check Digits 7) Enable Plessey 8) Enable Labelcode 4 9) Enable Labelcode 5 																	
<p>Preamble</p>  <p>Wand up to 15 Characters From Full ASCII Menu. Wand "Set" when completed.</p>	<p>Postamble</p>  <p>Wand up to 15 Characters from Full ASCII Menu. Wand "Set" when completed.</p>	<p>Terminator Character</p>  <ul style="list-style-type: none"> * 0) CR 1) Tab 2) None 3) CR/LF 																
<p>Computer Interface</p>  <ul style="list-style-type: none"> 0) PC USB Keyboard * 1) PC Keyboard * 3) RS-232 ASCII Data 5) RS-422 	<ul style="list-style-type: none"> 6) PC USB High Speed Upload 8) PC Learned Timing 9) Mac USB Keyboard A) Macintosh ADB 	<p>SET</p> 																
<p>Intercharacter Delay</p>  <ul style="list-style-type: none"> * 0) None 1) Short 2) Short Medium 3) Medium 4) Long <p>To adjust for BIOS/ Clock Speeds</p>	<p>Speaker/Batteries</p>  <ul style="list-style-type: none"> * 0) Speaker on 1) Speaker off (Earphones only) * 2) Alkaline Batteries in use 3) Nicad Batteries in use 	<p>CLEAR</p>  <p>(Clears Preamble, Postamble... & Resets Individual Current Parameter Back to Default Settings)</p>																
<p>Keyboard Country</p>  <ul style="list-style-type: none"> * 00) USA 01) French 02) German 03) Belgian 04) Fr. Canadian 	<ul style="list-style-type: none"> 05) Danish 06) Dutch 07) Italian 08) Latin American 09) Norwegian 	<p>Beep Tone</p>  <ul style="list-style-type: none"> 0) Lowest 1) Low * 2) Medium 3) High 4) Highest 																

RESET



























































Warning this, (after 1st wanding Start Setup), resets reader back to Default Settings, eliminating any setup changes for all parameters.

*This is the Default Setting










Start Setup

End Setup

Parameters In Common With All Models of TriCoders

<p>Operation Mode</p>  <ul style="list-style-type: none"> 0) Non Portable Mode 1) Programming Mode 2) Data Collection Mode 3) Data Upload to Host 4) Program Transmit Mode 5) Program Receive Mode 	<p>Voice Messages</p>  <p>After Wanding Voices Msgs. Enter 6 digits for Messages 1-2 = No. of 1/2 sec. messages 3-4 = No. of 1 sec. messages 5-6 = No. of 2 sec. messages</p>	<p>Barpad Table</p> <table border="0"> <tr> <td> 0</td> <td> 8</td> </tr> <tr> <td> 1</td> <td> 9</td> </tr> <tr> <td> 2</td> <td> A</td> </tr> <tr> <td> 3</td> <td> B</td> </tr> <tr> <td> 4</td> <td> C</td> </tr> <tr> <td> 5</td> <td> D</td> </tr> <tr> <td> 6</td> <td> E</td> </tr> <tr> <td> 7</td> <td> F</td> </tr> </table>	 0	 8	 1	 9	 2	 A	 3	 B	 4	 C	 5	 D	 6	 E	 7	 F
 0	 8																	
 1	 9																	
 2	 A																	
 3	 B																	
 4	 C																	
 5	 D																	
 6	 E																	
 7	 F																	
<p>Set Date</p>  <p>After Wanding Set Date, Enter 6 digit date in <i>mmdyy</i> format</p>	<p>Set Time</p>  <p>After wanding Set Time enter 4 digit military time in <i>hhmm</i> format</p>																	
<p>Single Cycle Transmit</p>  <ul style="list-style-type: none"> 0) No 1) Yes 	<p>EOF String</p>  <p>Wand up to 8 characters from Full ASCII Menu. Wand "Set" when complete.</p>																	
<p>Shut Down Time</p>  <p>After wanding Shut Down Time, Enter 2 digit minutes (Default is 05 minutes)</p>	<p>Memory Partitions</p>  <p>After wanding Partitions enter 6 Numbers for file and table allocations</p>																	

PARAMETERS SPECIFIC TO THE RS-232/422 TRICODER MODELS

<p>Protocol</p>  <ul style="list-style-type: none"> * 0) None 1) XON/XOFF 2) ACK/NAK 3) Polled – no ACK/NAK 4) Polled with ACK/NAK 5) Host Response Accepted * 6) Host Response Ignored 7) Data Security On * 8) Data Security Off 9) XMODEM 	<p>Baud Rate</p>  <ul style="list-style-type: none"> 0) 300 1) 600 2) 1200 3) 2400 4) 4800 * 5) 9600 6) 19,200 7) 38,400 	
<p>Parity</p>  <ul style="list-style-type: none"> * 0) None 1) Even 2) Odd 	<p>Data Bits</p>  <ul style="list-style-type: none"> 0) 7 bits * 1) 8 bits 	<p>Dialing String</p>  <p>(Enter up to 24 chars from full ASCII Menu) Wand "Set" when Complete.</p>
<p>Set ID Character</p>  <p>Wand Ch (clear to del) for polled address from Full ASCII Menu</p>	<p>Host Response Delay</p>  <p>Applies to ACK/NAK only) Wand 2 digits for # seconds or wand 00 for infinite delay</p>	<p>Stop Bits</p>  <ul style="list-style-type: none"> * 0) 1 Bit 1) 2 Bits
<p>Transmission Mode</p>  <ul style="list-style-type: none"> * 0) Full Duplex 1) Half Duplex 2) F45 Serial "Y" Cable 3) F45A Serial "Y" Cable <p>(Applies to Serial "Y" Cable only)</p>		

<p>CLEAR</p>  <p>Clears individual parameter setting back to default specs</p>	<p>SET</p>  <p>Terminates Variable String Entry</p>	<p>Characters</p>  <p>Filters characters and Reassigns characters to other output</p>
---	---	---

Future Code 1



Future Code 2



RESET



*This is the Default Setting

Warning this, after wanding START SETUP, resets reader back to Default Settings eliminating any setup changes for all parameters.

LEGEND:
Char (function)



Decimal Hex

Full ASCII Menu

(Items in parentheses are transmitted in keyboard wedge mode.)

NUL 000 00	DLE(f10) 016 10	SP 032 20	0 048 30	@ 064 40	P 080 50	` 096 60	p 112 70
SOH(f1) 001 01	DC1(Del) 017 11	! 033 21	1 049 31	A 065 41	Q 081 51	a 097 61	q 113 71
STX(f2) 002 02	DC2(Ins) 018 12	" 034 22	2 050 32	B 066 42	R 082 52	b 098 62	r 114 72
ETX(f3) 003 03	DC3(←) 019 13	# 035 23	3 051 33	C 067 43	S 083 53	c 099 63	s 115 73
EOT(f4) 004 04	DC4(→) 020 14	\$ 036 24	4 052 34	D 068 44	T 084 54	d 100 64	t 116 74
ENQ(f5) 005 05	NAK(↓) 021 15	% 037 25	5 053 35	E 069 45	U 085 55	e 101 65	u 117 75
ACK(f6) 006 06	SYN(↑) 022 16	& 038 26	6 054 36	F 070 46	V 086 56	f 102 66	v 118 76
BEL(f7) 007 07	ETB(Home) 023 17	' 039 27	7 055 37	G 071 47	W 087 57	g 103 67	w 119 77
BS 008 08	CAN(End) 024 18	(040 28	8 056 38	H 072 48	X 088 58	h 104 68	x 120 78
HT 009 09	EM(Shift ON) 025 19) 041 29	9 057 39	I 073 49	Y 089 59	i 105 69	y 121 79
LF 010 0A	SUB(Shift OFF) 026 1A	* 042 2A	: 058 3A	J 074 4A	Z 090 5A	j 106 6A	z 122 7A
VT(Pg Up) 011 0B	Esc 027 1B	+ 043 2B	; 059 3B	K 075 4B	[091 5B	k 107 6B	{ 123 7B
FF(Pg Dn) 012 0C	FS(Ctrl ON) 028 1C	, 044 2C	< 060 3C	L 076 4C	\ 092 5C	l 108 6C	 124 7C
CR 013 0D	GS(Ctrl OFF) 029 1D	- 045 2D	= 061 3D	M 077 4D] 093 5D	m 109 6D	} 125 7D
SO(f8) 014 0E	RS(Alt ON) 030 1E	. 046 2E	> 062 3E	N 078 4E	^ 094 5E	n 110 6E	~ 126 7E
SI(f9) 015 0F	US(Alt OFF) 031 1F	/ 047 2F	? 063 3F	O 079 4F	_ 095 5F	o 111 6F	DEL 127 7F